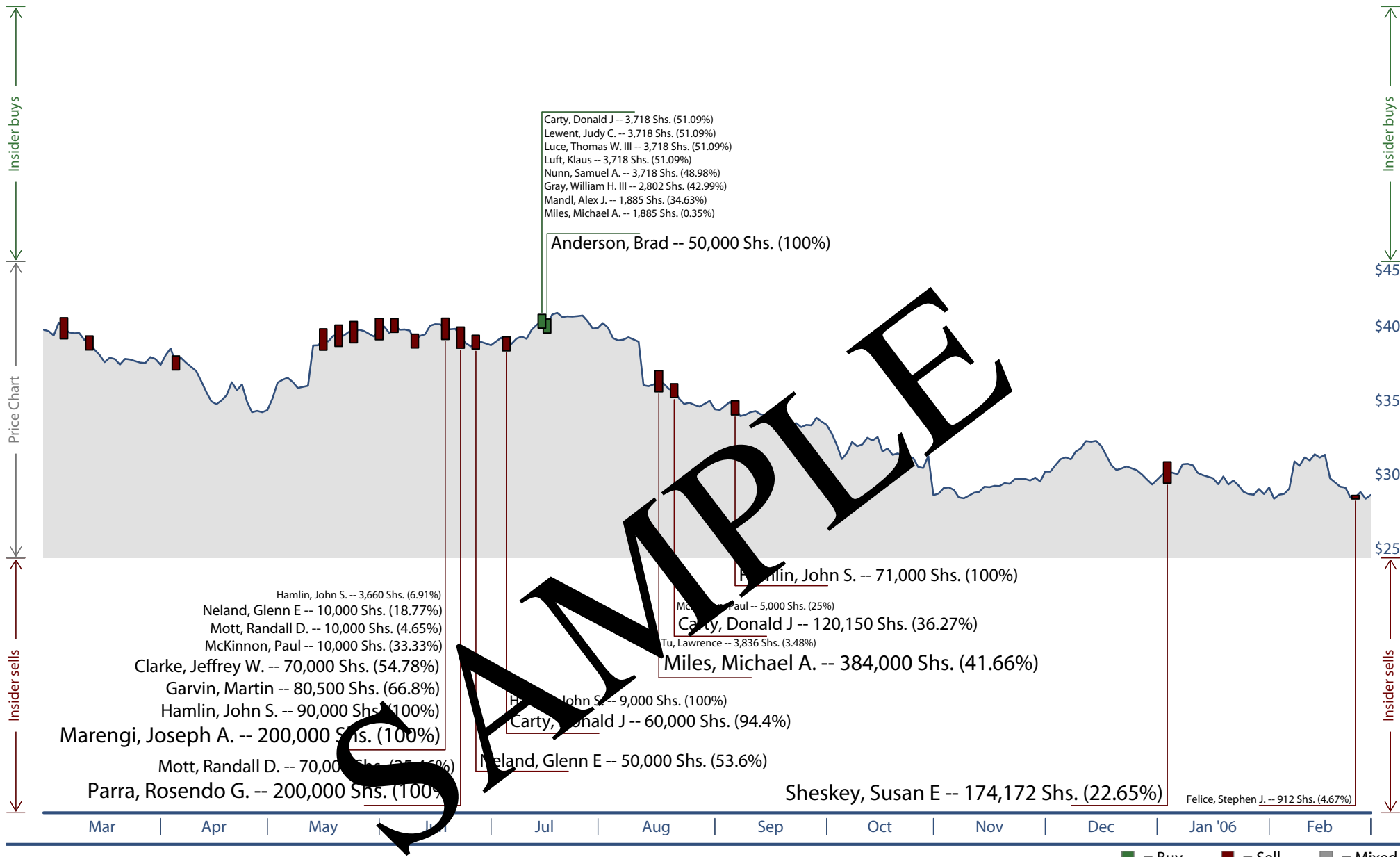


Dell Inc (DELL)





Size of Insider Trades (% of Total Holdings):

■ = 1-5,000 shs. ■ = 5,001-20,000 shs. ■ = 20,001-150,000 shs. ■ = 150,001-500,000 shs. ■ = 500,001+ shs.

Dell Inc (DELL)

Chronological Insider Trades

This section gives a chronological listing of the insider trading activity of executive officers within Dell Inc. From left to right, the columns give the details of the transactions by showing the name and title of the person who made the transaction on a particular date. It further shows that they bought or sold a certain number of shares at a particular price through a certain type of transaction. Finally, it shows what percent of the person's holdings were traded and how many shares the person held once the transaction was complete.























Name, Title	Transaction	Transactions During 2006	# of Shares	Price(\$)	Type	% of Holdings Traded	Now Holds
Felice, Stephen J., VP	Sold	02/24	912 ▼	29.73	Direct, Non Open Market	4.67 	18,637
Sheskey, Susan E, VP	Sold	01/04	174,172 ▼	30.82 - 30.85	Direct	22.65 	594,959












Name, Title	Transaction	Transactions During 2005	# of Shares	Price(\$)	Type	% of Holdings Traded	Now Holds
Hamlin, John S., SR VP	Sold	09/07	71,000 ▼	35.36	Indirect	100.00 	0
Carty, Donald J, DIR	Sold	08/22	120,150 ▼	36.33	Direct	36.27 	211,127
McKinnon, Paul, SR VP	Sold	08/22	5,000 ▼	36.48	Direct	25.00 	15,000
Miles, Michael A., DIR	Sold	08/17	384,000 ▼	36.88	Direct	41.66 	537,758
Tu, Lawrence, SR VP	Sold	08/16	3,836 ▼	36.67	Direct	3.48 	106,244
Anderson, Brad, SR VP	Bought	07/18	50,000 ▲	40.68	Direct, Non Open Market	100.00 	50,000
Carty, Donald J, DIR	Bought	07/15	3,718 ▲	40.91	Direct, Non Open Market	51.09 	7,277
Gray, William H. III, DIR	Bought	07/15	2,802 ▲	40.91	Direct, Non Open Market	42.99 	6,518
Lewent, Judy C., DIR	Bought	07/15	3,718 ▲	40.91	Direct, Non Open Market	51.09 	7,277
Luce, Thomas W. III, DIR	Bought	07/15	3,718 ▲	40.91	Direct, Non Open Market	51.09 	7,277
Luft, Klaus, DIR	Bought	07/15	3,718 ▲	40.91	Direct, Non Open Market	51.09 	7,277
Mandl, Alex J., DIR	Bought	07/15	1,887 ▲	40.91	Direct, Non Open Market	34.63 	5,444
Miles, Michael A., DIR	Bought	07/15	1,000 ▲	40.91	Direct, Non Open Market	0.35 	537,758
Nunn, Samuel A., DIR	Bought	07/15	3,718 ▲	40.91	Direct, Non Open Market	48.98 	7,591
Carty, Donald J, DIR	Sold	07/06	60,000 ▼	39.54	Direct	94.40 	3,559
Hamlin, John S., SR VP	Sold	07/06	9,000 ▼	39.55 - 39.56	Indirect	100.00 	0
Neland, Glenn E, SR VP	Sold	06/28	10,000 ▼	39.57	Direct	53.60 	43,275
Mott, Randall D., SR VP	Sold	06/23	70,000 ▼	39.92	Direct	25.46 	204,950
Parra, Rosendo G., SR VP	Sold	06/22	200,000 ▼	40.37	Indirect	100.00 	0
Clarke, Jeffrey W., SR VP	Sold	06/20	10,000 ▼	40.41	Direct	54.78 	57,790
Garvin, Martin, SR VP	Sold	06/20	80,500 ▼	40.50 - 40.51	Direct	66.80 	40,000
Hamlin, John S., SR VP	Sold	06/20	3,660 ▼	40.44	Direct	6.91 	49,310
Hamlin, John S., SR VP	Sold	06/20	90,000 ▼	40.50	Indirect	100.00 	0
Marengi, Joseph A., SR VP	Sold	06/20	200,000 ▼	40.50	Direct	100.00 	0
McKinnon, Paul, SR VP	Sold	06/20	10,000 ▼	40.44	Direct	33.33 	20,000
Mott, Randall D., SR VP	Sold	06/20	10,000 ▼	40.44	Direct, Non Open Market	4.65 	204,950
Neland, Glenn E, SR VP	Sold	06/20	10,000 ▼	40.44	Direct	18.77 	43,275
Mott, Randall D., SR VP	Sold	06/10	90,000 ▼	39.84	Direct	29.51 	214,950
Hamlin, John S., SR VP	Sold	06/06	30,000 ▼	40.82	Indirect	100.00 	0

SAMPLE

Dell Inc (DELL)

































Chronological Insider Trades continued

Name, Title	Transaction	Transactions During 2005	# of Shares	Price(\$)	Type	% of Holdings Traded	Now Holds
Amelio, William J., SR VP	Sold	06/01	260,000 ▼	40.51	Direct	64.87 	140,782
Mott, Randall D., SR VP	Sold	05/25	40,000 ▼	39.94	Direct	15.69 	214,950
Schneider, James M., SR VP	Sold	05/25	40,000 ▼	40.25	Direct	63.36 	23,135
Mott, Randall D., SR VP	Sold	05/24	170,000 ▼	39.95	Direct	69.40 	74,950
Schneider, James M., SR VP	Sold	05/23	100,000 ▼	40.00	Direct	81.21 	23,135
Amelio, William J., SR VP	Sold	05/20	285,000 ▼	39.92	Direct	66.94 	140,782
Marengi, Joseph A., SR VP	Sold	05/19	40,000 ▼	39.53	Direct	100.00 	0
Miles, Michael A., DIR	Sold	05/17	384,000 ▼	39.20	Direct	41.74 	535,873
Dell, Michael S., DIR	Sold	04/06	1,065 ▼	0.00	Direct, Non Open Market	0.00 	207,887,911
Marengi, Joseph A., SR VP	Sold	04/05	70,000 ▼	39.00	Direct	100.00 	0
Amelio, William J., SR VP	Sold	03/14	7,819 ▼	39.48	Direct, Non Open Market	5.26 	140,782
Neland, Glenn E, SR VP	Sold	03/14	99,000 ▼	39.25	Direct	65.01 	53,275
Clarke, Jeffrey W., SR VP	Sold	03/07	195,865 ▼	40.73 - 40.76	Direct	76.41 	60,471
Clarke, Jeffrey W., SR VP	Sold	03/07	2,681 ▼	40.59	Direct, Non Open Market	4.43 	57,790
Garvin, Martin, SR VP	Sold	03/07	10,000 ▼	40.63 - 40.66	Direct	16.67 	50,000
Hamlin, John S., SR VP	Sold	03/07	10,000 ▼	40.63 - 40.69	Direct	15.88 	52,970
Hamlin, John S., SR VP	Sold	03/07	70,000 ▼	40.71	Indirect	100.00 	0
Neland, Glenn E, SR VP	Sold	03/07	10,000 ▼	40.75 - 40.77	Direct	15.80 	53,275
Parra, Rosendo G., SR VP	Sold	03/07	158,332 ▼	40.75 - 40.77	Indirect	100.00 	0
Schneider, James M., SR VP	Sold	03/01	20,000 ▼	40.75	Direct	46.37 	23,135
Mott, Randall D., SR VP	Sold	02/28	9,000 ▼	40.02	Direct, Non Open Market	6.26 	137,598
Gray, William H. III, DIR	Sold	02/25	93,365 ▼	40.16	Direct	96.17 	3,716
Hamlin, John S., SR VP	Sold	02/15	30,000 ▼	39.91	Indirect	47.64 	32,970

Name, Title	Transaction	Transactions During 2004	# of Shares	Price(\$)	Type	% of Holdings Traded	Now Holds
Rollins, Kevin B., CEO	Sold	12/09	148,000 ▼	42.00 - 42.02	Direct	94.48 	14,485
Schneider, James M., CFO	Sold	12/08	17,198 ▼	41.85 - 41.86	Direct	23.73 	23,135
Medica, John K., SR VP	Sold	12/07	385,000 ▼	41.75 - 41.75	Direct	88.50 	50,011
Schneider, James M., CFO	Sold	12/07	17,802 ▼	41.85 - 41.86	Direct	43.49 	23,135
Amelio, William J., SR VP	Sold	12/06	325,000 ▼	41.47	Direct	68.62 	148,601
Medica, John K., SR VP	Sold	12/03	157,724 ▼	41.82	Direct	70.54 	65,877
Parra, Rosendo G., SR VP	Sold	12/03	34,051 ▼	41.72 - 41.76	Direct	14.86 	195,108
Marengi, Joseph A., SR VP	Sold	12/01	33,365 ▼	41.01	Direct	100.00 	0
Schneider, James M., CFO	Sold	11/26	75,000 ▼	40.91	Direct	76.43 	23,135
Schneider, James M., CFO	Sold	11/23	140,000 ▼	40.40	Direct	86.20 	22,405
Dell, Michael S., DIR	Sold	11/18	1,000,000 ▼	40.23	Indirect	3.64 	26,449,112

Dell Inc (DELL)

Chronological Insider Trades continued

Name, Title	Transaction	Transactions During 2004	# of Shares	Price(\$)	Type	% of Holdings Traded	Now Holds
Dell, Michael S., DIR	Sold	11/18	3,275,000 ▼	40.29	Direct	1.55 	207,888,976
Dell, Michael S., DIR	Sold	11/17	6,725,000 ▼	40.42	Direct	3.09 	211,163,976
Clarke, Jeffrey W., SR VP	Sold	11/16	220,000 ▼	40.10 - 40.17	Direct	78.49 	60,287
Hamlin, John S., SR VP	Sold	11/16	6,352 ▼	40.04	Direct	8.01 	72,970
Hamlin, John S., SR VP	Sold	11/16	40,000 ▼	40.00 - 40.04	Indirect	100.00 	0
Luce, Thomas W. III, DIR	Sold	11/16	56,286 ▼	40.00	Direct	94.05 	3,559
Marengi, Joseph A., SR VP	Sold	11/16	163,248 ▼	40.03 - 40.08	Direct	83.03 	33,365
Rollins, Kevin B., CEO	Sold	11/16	150,000 ▼	40.25 - 40.30	Direct	91.19 	14,485
Parra, Rosendo G., SR VP	Sold	10/05	200,000 ▼	36.10	Indirect	100.00 	0
Schneider, James M., CFO	Sold	10/01	50,000 ▼	36.05	Direct	69.06 	22,405
Marengi, Joseph A., SR VP	Sold	09/10	236,756 ▼	36.01	Direct	87.65 	33,365
Hamlin, John S., SR VP	Sold	09/09	70,000 ▼	35.50	Indirect	100.00 	0
Clarke, Jeffrey W., SR VP	Sold	08/31	662 ▼	34.93	Direct, Non Open Market	1.10 	59,748
Dell, Michael S., DIR	Sold	08/23	1,000,000 ▼	34.90	Indirect	3.52 	27,449,112
Dell, Michael S., DIR	Sold	08/20	1,330,000 ▼	34.71	Direct	0.61 	217,888,976
Dell, Michael S., DIR	Sold	08/19	5,095,000 ▼	34.80	Direct	2.27 	219,218,976
Dell, Michael S., DIR	Sold	08/18	3,575,000 ▼	35.19	Direct	1.57 	224,313,976
Miles, Michael A., DIR	Sold	08/18	360,000 ▼	40.00	Direct	40.18 	535,873
Carty, Don, DIR	Sold	08/17	105,000 ▼	34.00	Indirect	100.00 	0
Rollins, Kevin B., CEO	Sold	08/17	345,000 ▼	34.01	Direct	96.17 	13,755
Gruzen, Alex, SR VP	Bought	08/16	50,000 ▲	0.00	Direct, Non Open Market	100.00 	50,000
Tu, Lawrence, SR VP	Bought	08/10	110,000 ▲	0.00	Direct, Non Open Market	99.93 	110,080
Carty, Don, DIR	Bought	07/16	3,559 ▲	0.00	Direct, Non Open Market	100.00 	3,559
Gray, William H. III, DIR	Bought	07/16	2,711 ▲	0.00	Direct, Non Open Market	73.09 	3,716
Lewent, Judy C., DIR	Bought	07/16	3,559 ▲	0.00	Direct, Non Open Market	100.00 	3,559
Luce, Thomas W. III, DIR	Bought	07/16	3,559 ▲	0.00	Direct, Non Open Market	100.00 	3,559
Luft, Klaus, DIR	Bought	07/16	3,559 ▲	0.00	Direct, Non Open Market	100.00 	3,559
Mandl, Alex J., DIR	Bought	07/16	3,559 ▲	0.00	Direct, Non Open Market	100.00 	3,559
Miles, Michael A., DIR	Bought	07/16	1,873 ▲	0.00	Direct, Non Open Market	0.35 	535,873
Nunn, Samuel A., DIR	Bought	07/16	1,873 ▲	0.00	Direct, Non Open Market	48.36 	3,873
Carty, Don, DIR	Sold	07/07	174,000 ▼	35.11	Direct	100.00 	0
Marengi, Joseph A., SR VP	Sold	06/29	12,075 ▼	35.45	Direct	26.57 	33,365
Amelio, William J., SR VP	Sold	06/29	1,858 ▼	0.00	Direct, Non Open Market	1.23 	148,601
Parra, Rosendo G., SR VP	Sold	06/28	145,354 ▼	35.45	Indirect	100.00 	0
Hamlin, John S., SR VP	Sold	06/28	50,000 ▼	35.25	Indirect	100.00 	0
Dell, Michael S., DIR	Sold	06/22	1,200,000 ▼	34.59	Direct	0.52 	227,888,976
Dell, Michael S., DIR	Sold	06/21	1,290,000 ▼	34.89	Direct	0.56 	229,088,976
Hamlin, John S., SR VP	Sold	06/21	50,000 ▼	35.10 - 35.15	Indirect	100.00 	0

SAMPLE

Dell Inc (DELL)

Chronological Insider Trades continued

Name, Title	Transaction	Transactions During 2004	# of Shares	Price(\$)	Type	% of Holdings Traded	Now Holds
Dell, Michael S., DIR	Sold	06/18	310,000 ▼	35.00	Direct	0.13 	230,378,976
Hamlin, John S., SR VP	Sold	06/18	10,000 ▼	34.76	Direct	12.16 	72,240
Dell, Michael S., DIR	Sold	06/17	2,325,000 ▼	34.89	Direct	1.00 	230,688,976
Dell, Michael S., DIR	Sold	06/16	3,075,000 ▼	35.44	Direct	1.30 	233,013,976
Dell, Michael S., DIR	Sold	06/15	1,800,000 ▼	35.80	Direct	0.76 	236,088,976
Dell, Michael S., DIR	Sold	06/15	2,315 ▼	0.00	Direct, Non Open Market	0.00 	237,888,976
Marengi, Joseph A., SR VP	Sold	06/15	90,548 ▼	36.00 - 36.01	Direct	66.59 	45,440
Rollins, Kevin B., PR	Sold	06/08	250,000 ▼	35.30 - 35.32	Direct	94.78 	13,755
Hamlin, John S., SR VP	Sold	06/02	10,000 ▼	35.51 - 35.83	Indirect	100.00 	0
Schneider, James M., CFO	Sold	06/02	16,309 ▼	35.50	Direct	42.13 	22,405
Schneider, James M., CFO	Sold	05/27	12,900 ▼	35.51	Direct	36.54 	22,405
Schneider, James M., CFO	Sold	05/26	70,791 ▼	35.40 - 35.41	Direct	75.96 	22,405
Clarke, Jeffrey W., SR VP	Sold	05/25	11,801 ▼	35.16	Direct	16.34 	60,410
Hamlin, John S., SR VP	Sold	05/18	20,000 ▼	34.55	Indirect	100.00 	0
Hamlin, John S., SR VP	Sold	04/07	10,000 ▼	34.71	Indirect	100.00 	0
Parra, Rosendo G., SR VP	Sold	04/07	120,000 ▼	34.71	Indirect	100.00 	0
Amelio, William J., SR VP	Sold	03/31	72,190 ▼	33.70	Direct	32.53 	149,729
Amelio, William J., SR VP	Sold	03/15	13,000 ▼	31.02	Direct	5.53 	221,919
Amelio, William J., SR VP	Sold	03/12	35,154 ▼	32.00	Direct, Non Open Market	13.02 	234,919
Mandl, Alex J., DIR	Bought	03/10	1,300 ▲	31.09	Indirect	100.00 	1,300
Hamlin, John S., SR VP	Sold	03/09	2,828 ▼	31.46	Direct	3.17 	82,240
Clarke, Jeffrey W., SR VP	Sold	03/08	2,828 ▼	31.85	Direct, Non Open Market	4.23 	60,410

SAMPLE

The information here is for general informational purposes only and should not be considered an individualized recommendation or personalized investment advice. The type of securities mentioned may not be suitable for everyone. Each investor needs to review a security transaction for his or her own particular situation. Data here is obtained from what are considered reliable sources; however, its accuracy, completeness or reliability cannot be guaranteed.